

Inspired Urban Spaces

The Kiama range has been crafted with a powerful yet simple design. The suite boasts modern elegance with solid legs and a floating body design accentuated by High Quality Australian Spotted Gum Hardwood battens and full stainless steel fixings through out.


Dimensions

L 4m x W 4m
L 9m x W 5m

Mounting/Fixing Info

Surface Mounted

Materials / Frame Options



Galvanised Mild Steel



Mild Steel with Powder Coated Finish

Surfaces/Finishes

Powder Coat finish Available

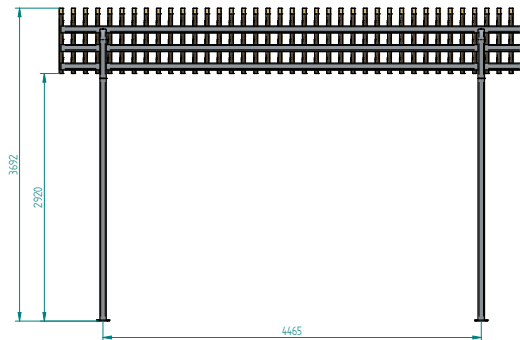

Roof Options



Spotted Gum Timber



Colorbond



How to Specify:	
Product Suite:	Kiama
Product Type:	Shelter
Product Code:	SHL108
Frame Type:	Select from above
Powder Coat Colour:	https://strabe.com.au/product/standard-powdercoat-colour-range/
Roof Type:	Select from above
Customisation Notes:	
URL:	https://strabe.com.au/product/kiama-shelter/

