

Somerville Double Seat

Product Code: SEAT301 | Product Suite: Somerville

StraBe Somerville is elegant in design with a wide range of furniture encompassing the suite. The Somerville can be made modular to meet all your requirements for your next streetscape.

Dimensions

L 1880 x H 875 x W 1237 mm


Mounting/Fixing Info

Surface Mounted

Materials / Frame Options



Galvanised Mild Steel



Mild Steel with Powder Coated Finish



Stainless Steel

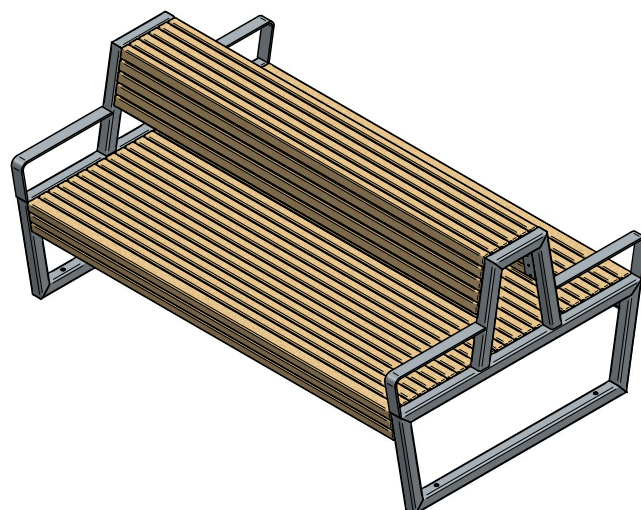
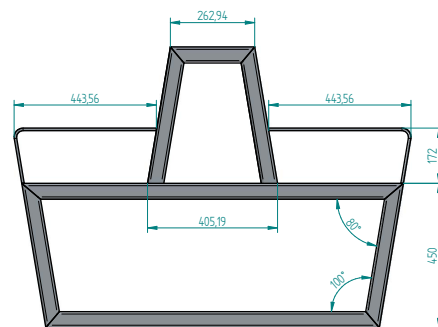
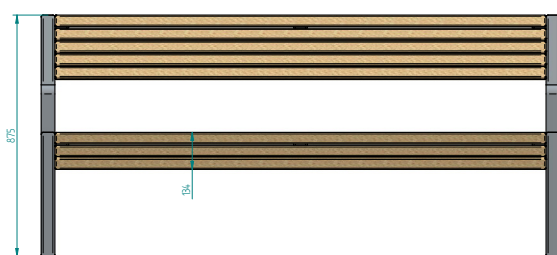

Surfaces/Finishes

Powder Coat finish Available

Batten Options



Spotted Gum Timber



How to Specify:	
Product Suite:	Somerville
Product Type:	Double Seat
Product Code:	SEAT301
Frame Type:	Select from above
Powder Coat Colour:	https://strabe.com.au/product/standard-powdercoat-colour-range/
Batten Type:	Timber - Spotted Gum
Optional Armrests	Yes / No
Customisation Notes:	
URL:	https://strabe.com.au/product/somerville-double-seat/

